


FILTER CARTRIDGES



A wide range of filter media with the highest performance in terms of efficiency and permeability and low pressure drops.

Types of filter media used: Treated cellulose, Polyester, Antistatic polyester, Microglass, Polypropylene, Stainless steel and synthetic fabrics.



Fully welded pleat seam over the entire height of the cartridge to ensure optimum sealing of the pleats against cleaning system backpressures.




Bottoms made of pre-galvanised sheet metal with high corrosion protection. Bonding of the filter core to the bottoms using two-component epoxy resin structural adhesive, resistant to the action of oils, hydrocarbons, acids and bases dissolved in gaseous flows.




Triangular cross section expanded rubber gasket seal with high elastic memory;

Bonding to bottom using high-strength cyanoacrylate adhesive to ensure optimum hold in wet and chemically aggressive environments, and during disassembly.



Internal metal support in perforated or expanded galvanised sheet metal.



All components are carefully selected to withstand the most severe operating conditions.

- Operating temperature: - 10 + 100°C
- Certification available: Bia usg, usgc
- Efficiencies: < 99,99 % at 0.5 micron

TYPICAL APPLICATIONS

Sanding and buffing
Sandblasting and shot blasting
Laser cutting and plasma cutting
Deburring and grinding
Polishing and lapping
Plastics processing
Mixing and blending
Metallising (aluminium, zinc, nickel, etc.)
Silo breather filters
Powder coating

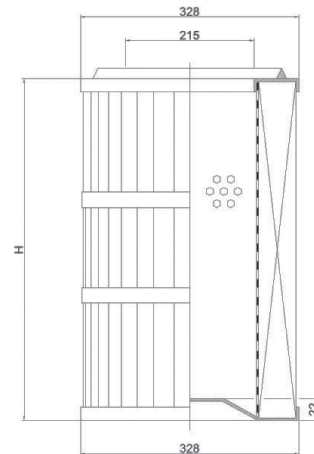
CARTRIDGE MODELS

AC MODEL

- Upper end Open
- Lower end blind Closed

AVAILABLE HEIGHTS (mm)

500, 600, 660, 800, 1000, 1200, 1500

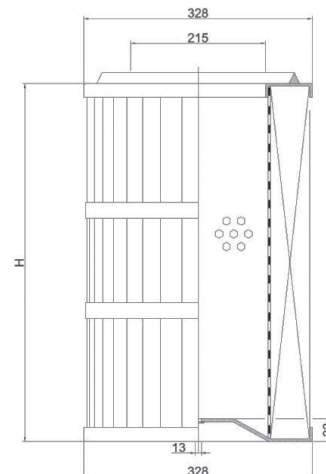


AF MODEL

- Upper end Open
- Bottom end with Bore for tie rod

AVAILABLE HEIGHTS (mm)

500, 600, 660, 800, 1000, 1200, 1500

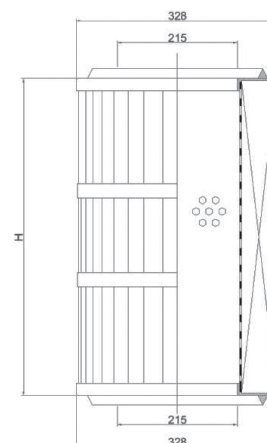


AA MODEL

- Upper and lower end Open

AVAILABLE HEIGHTS (mm)

500, 600, 660, 800, 1000, 1200, 1500



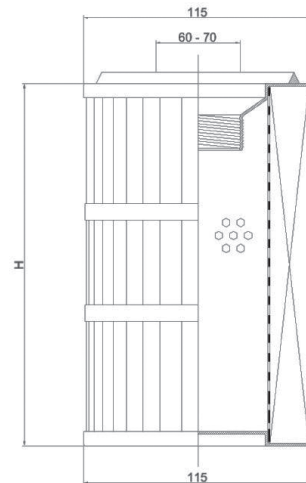
CARTRIDGE MODELS

FLC MODEL

- Upper end Open with Thread
- Lower end Closed

AVAILABLE HEIGHTS (mm)

200, 400, 600, 1000

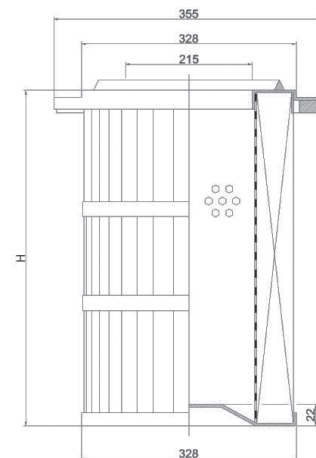


DT MODEL

- Upper end Open with double gasket
- Lower end Closed

AVAILABLE HEIGHTS (mm)

500, 600, 660, 800, 1000, 1200, 1500



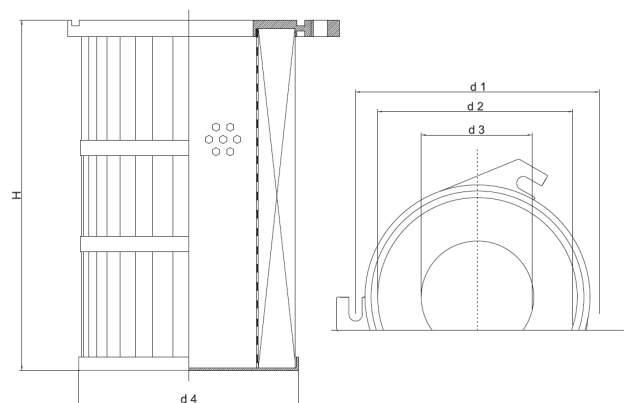
3G - 4G MODEL

- Upper end Open Flange 3-4 G
- Lower end Closed

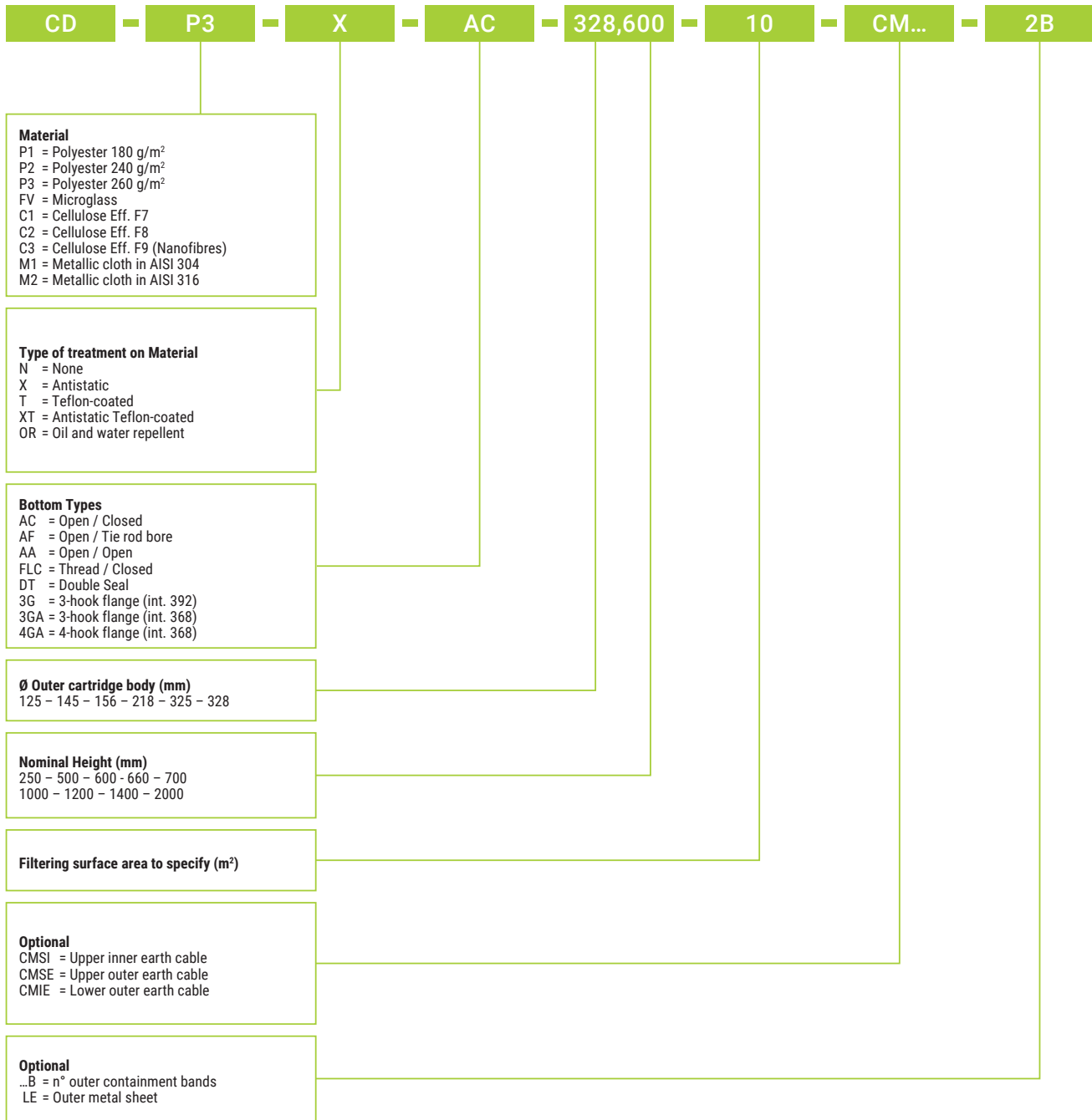
ø d 4	145	156	218	325	328
ø d 3	85	96	144	205	215
ø d 2	147	165	226	282	339
ø d 1	180	203	264	368	395

AVAILABLE HEIGHTS (mm)

500, 600, 660, 800, 1000, 1200, 1500



CARTRIDGE COMPOSITION CODE



The measurements shown are standard reference measurements.
Customised filter cartridges are available on request.
A Venturi is available on request.